

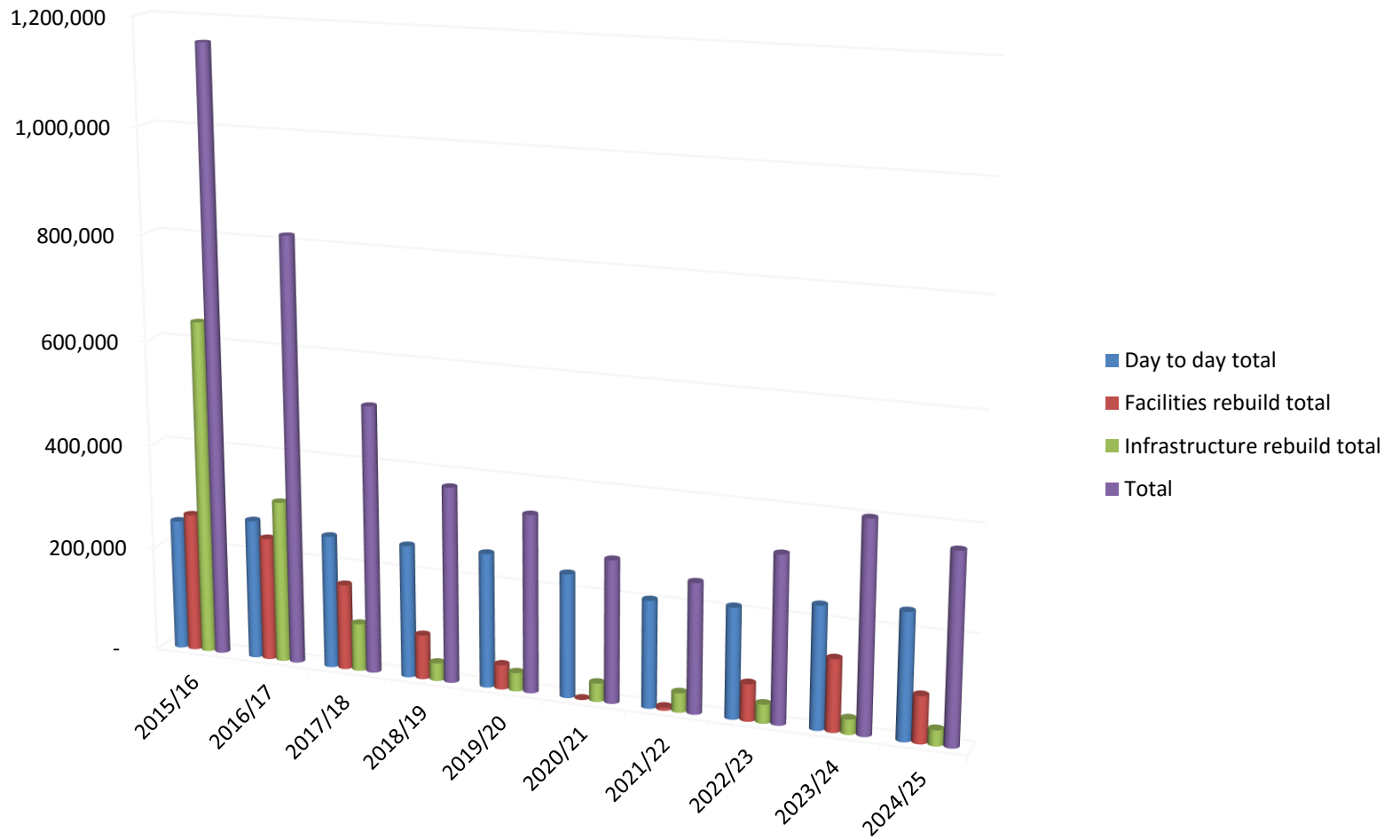


Christchurch City Council Capital Works Update

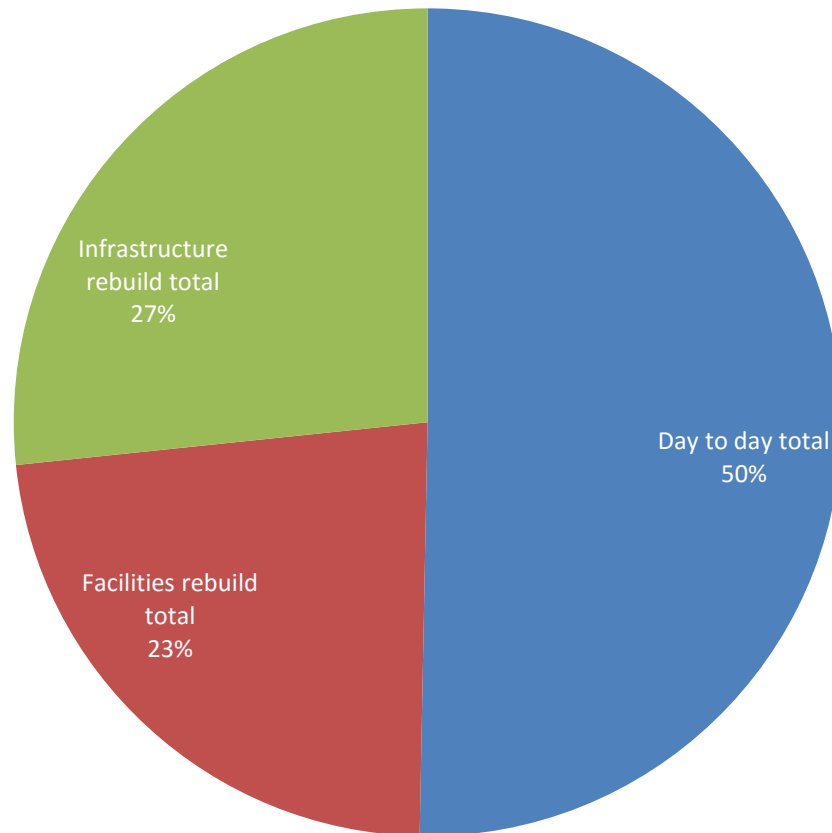
Construction Clients' Group Meeting
25 November 2015

David Adamson

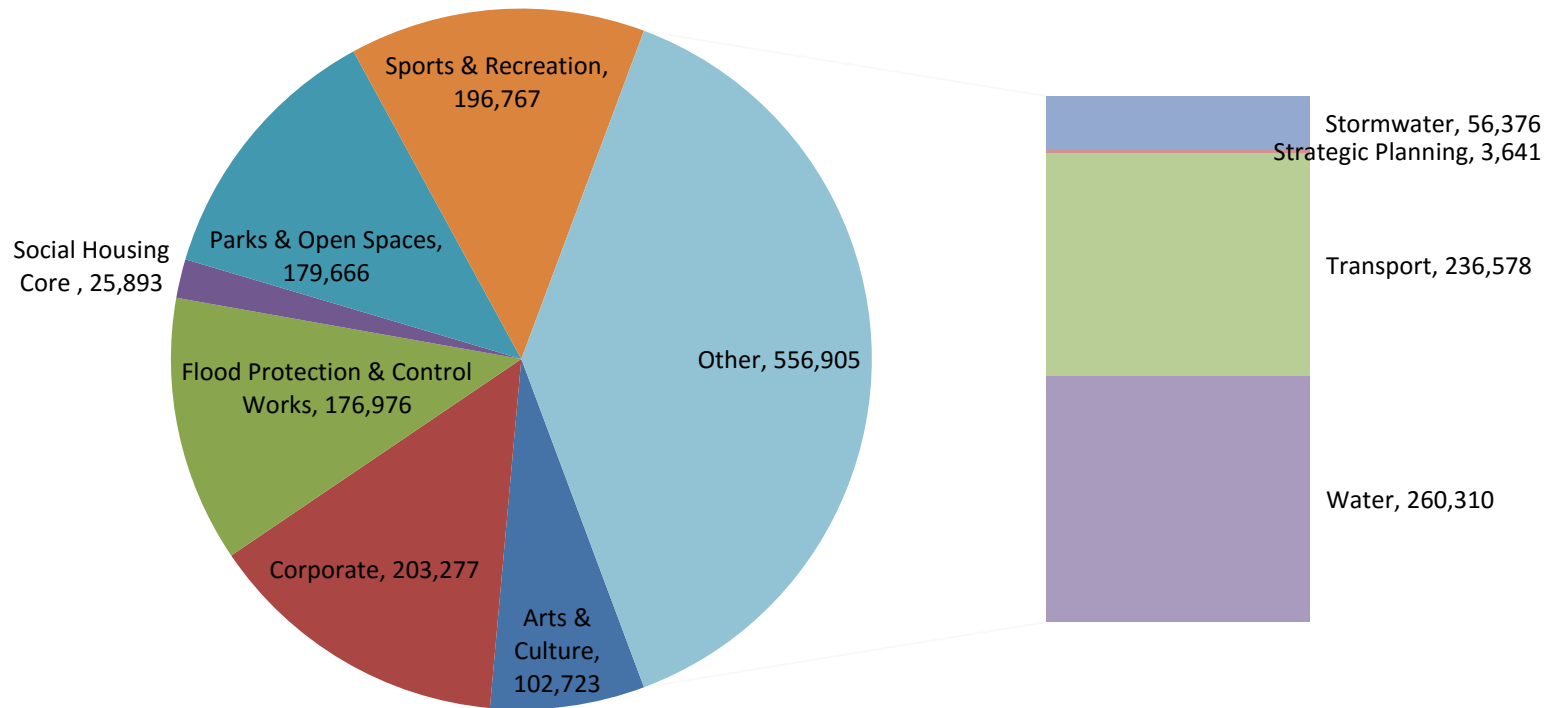
Director of Facilities and Infrastructure Rebuild



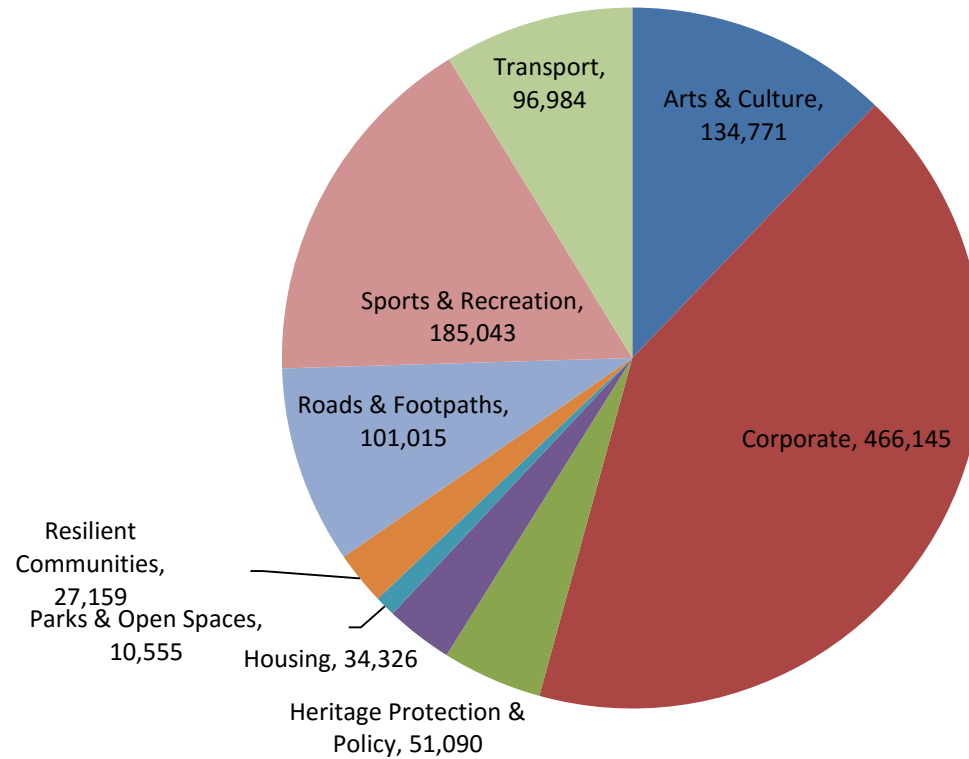
Capital programme by sector



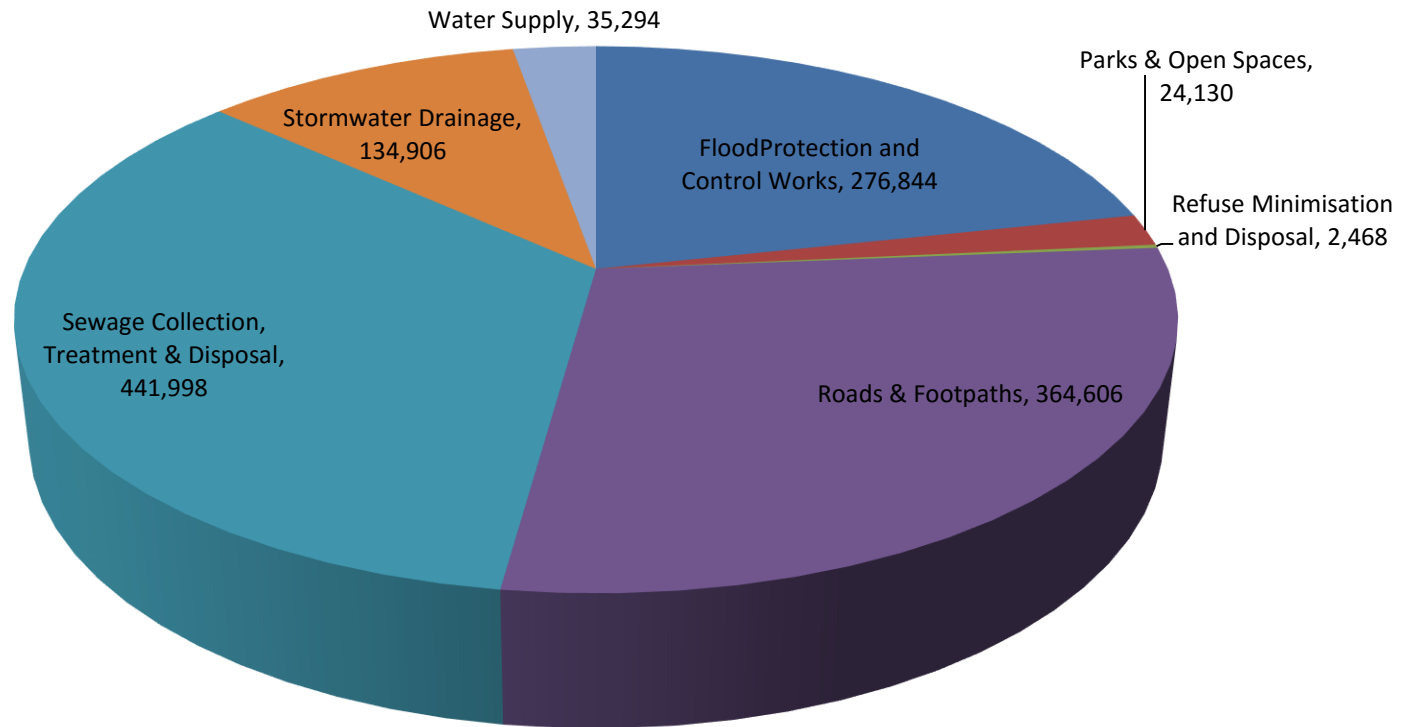
Day to day capital programme



Facilities Rebuild



Infrastructure Rebuild



Larger projects coming to market

Description	Plan 2015/16	Plan 2016/17	Plan 2017/18	Forecast 2018/19
South West SMP - Waterways Detention and Treatment Facilities	3,000	7,418	7,237	7,732
STYX SMP - Waterway Detention and Treatment facilities	3,736	3,476	6,318	5,169
Carriageway Sealing and Surfacing	6,087	7,660	9,597	11,625
Road Pavement Renewals & Replacements	795	2,128	3,272	4,471
Kerb & Channel Renewal Programme	1,086	2,128	3,272	5,030
Annex / Birmingham / Wrights Route Upgrade	0	1,729	7,340	0
Suburban Masterplan: Sumner Streets & Lanes (Transport Activities)	1,444	2,500	3,108	1,743
WW Infra R&R Wastewater Reticulation	2,525	3,192	3,817	4,471
WW New Mains Programme	248	1,277	3,502	2,236
WW New Pumping Stations for Growth	424	3,032	4,027	1,677
WW New Akaroa Wastewater Treatment Plant	3,743	13,789	7,967	6,039
WW Lyttelton Harbour WWTP	1,227	1,888	12,653	7,807
Community Facilities South West Leisure Centre	1,980	16,941	2,544	0
Community Facilities Nga Puna Wai Hub Infrastructure	1,310	3,407	4,226	2,171
Woolston/Linwood Pool	0	6,138	9,752	0
Core PT Route & Facilities: Orbiter	520	1,105	1,678	1,075
New Hornby Library and Service Centre	710	11,949	86	0
Performing Arts Precinct	1,545	17,186	10,904	0
Community Facilities (incl Heritage) Rebuild Programme	22,500	15,345	15,205	0
Canterbury Provincial Chambers Protective Structures	2,200	9,279	17,449	11,834
Sumner Community Facility (Centre & Library) Rebuild	2,200	8,288	0	0
AAC Victoria Street	843	6,384	0	0
AAC Salisbury Street	0	664	5,780	0

Larger projects coming to market

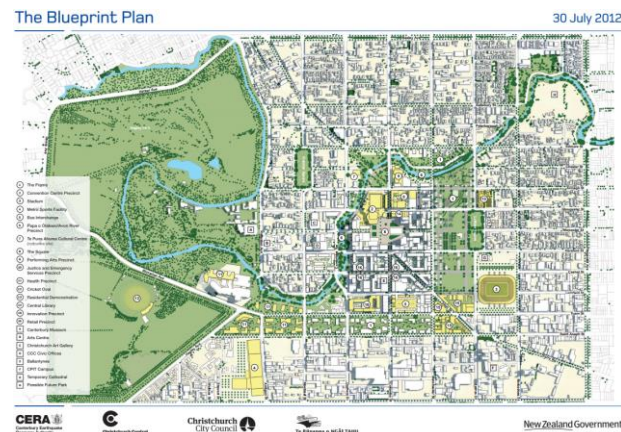
Description	Plan 2015/16	Plan 2016/17	Plan 2017/18	Forecast 2018/19
Major Cycleway: Opawaho River Route (Heathcote River Trail)	50	768	787	3,991
Major Cycleway: Rapanui-Shag Rock Cycleway (Sumner to City)	2,403	6,390	7,704	6,268
Major Cycleway: Quarryman's Trail (Halswell to City)	851	5,696	6,003	3,091
Major Cycleway: Avon - Otakaro Route (Avon River Route - New Brighton to City)	30	31	773	3,997
Major Cycleway: South Express (Hornby Rail Route - Templeton to City)	40	696	1,333	4,802
Major Cycleway: Papanui Parallel (Grassmere Route) - Papanui to City	4,207	6,190	4,083	0
Major Cycleway: Northern Line Cycleway (Northern Rail Route) - Belfast to Riccarton Suburbs	271	913	2,368	4,488
Major Cycleway: Heathcote Expressway (Heathcote Rail Route to City)	678	1,361	4,771	4,219
Major Cycleway: Uni-Cycle (University to City)	2,727	3,460	1,573	0
Major Cycleway: Wheels to Wings (Airport Route)	25	26	564	1,324
Major Cycleway: Little River Link (Little River Route)	2,392	3,667	0	0
Major Cycleway: Southern Lights (South to City)	50	51	235	396
Major Cycleway: Nor'West Arc (Western Inner Orbital)	205	909	5,687	6,980
Coastal Pathway Project	1,537	3,270	3,677	0
AAC Kilmore Street (Fitzgerald-Park) two way conversion	0	0	7,048	745
AAC St Asaph Street (Ferry-Antigua)	3,500	0	0	0
Eastern Recreation & Sport Centre (previously Community Facilities Eastern Aquatics Facility)	2,300	12,511	15,772	0
Community Facilities Athletics Track	1,230	5,156	32	0

Larger projects coming to market

Description	Plan 2015/16	Plan 2016/17	Plan 2017/18	Forecast 2018/19
Lichfield Car Parking Rebuild Capex	8,762	0	0	0
Parking "Replacement" Capex	22,745	6,772	0	0
Sumner Road Zone 3A Risk Mitigation	5,220	0	0	0
Shag Rock Reserve - Clifton Hill - Risk Mitigation	5,370	131	0	0
Wakefield Avenue Risk Mitigation	3,017	272	0	0
Moa Bone - Domain 1 and 2 - Risk Mitigation	916	0	0	0
Zone 3B Risk Mitigation	30,430	21,902	2,053	0
Shag Rock Reserve - Deans Head - Risk Mitigation	5,825	3,155	0	0
LDRP Land Drainage Recovery Investigations Programme	3,193	16,120	22,605	0

Outcomes of procurement

- Whole of life value
- Control of risks
- Predictability of cost, time and quality
- Health, safety and environmental outcomes
- Best value
- Affordability of process
- Appropriate for market
- Transparent and fair
- Public sector compliant



City councils' challenges

- **Size of programme**
- **Community engagement**
- **Community information dissemination**
- **Speed of delivery**
- **Collective cost and affordability**
- **Agreeing to scope**
- **Managing around other private/public rebuild**



Procurement policy

- **Transparent and accountable manner**
- **Ensures open and effective competition**
- **Supports sustainability**
- **Appropriately manages risk**
- **Efficient purchasing practices**
- **Encourages local suppliers and manufacturers**
- **In accordance with its legal responsibilities**
- **Delivers best value**



Procurement methods

- **Business Case**
- **Panels**
- **Direct tenders**
- **Design and build**
- **Novated consultants**
- **NEC vs NZS3910 series**
- **Incorporating facilities maintenance**
- **Measure and pay**
- **Alliance**
- **Direct engagement**



Approach adopted

- Defined responsibilities and accountabilities
- Health, safety and environmental commitment
- Strong definition of scope and outcomes
- Early contractor involvement
- Standardised documentation
- Client leadership
- Well documented
- Smart buyer
- Fit for Purpose



Closing remarks

- Programme is about people
- Maximum value through collaboration and cooperation
- All parties bring their strengths
- Processes fit for purpose
- Procurement /contract management is clear, standardised and cost effective
- Will not always get it right and welcome feedback
- Good contract management is a journey, not a destination



Thank you

david.adamson@ccc.govt.nz

